

## RF impeller heat/cooling energy meter set WFx6..

WFx6..



**Electronic, mains-independent impeller type meters to acquire heat or cooling energy consumption in autonomous heating, cooling or solar plants.**

- Nominal flow 0.6 m<sup>3</sup>/h, 1.5 m<sup>3</sup>/h or 2.5 m<sup>3</sup>/h
- Parallel transmission of AMR and walk-by telegrams
- Communication in S-mode or C-mode
- OMS compliant AMR telegrams in C-mode
- No upstream or downstream setting paths required
- Can be installed horizontally or vertically
- Setting of device-specific parameters on the meter itself in the field via buttons or operating and parameter setting software ACT50
- Optical interface
- Self diagnostics

## Features

The impeller type heat and cooling energy meter sets consist of a non-communicative meter and a preinstalled RF communication module.

For detailed information on the meters and the communication modules, refer to Data Sheet N5323.

The document can be downloaded at <http://siemens.com/bt/download>.

## Type summary

Features of the impeller type meters listed below:

Mounting location	In return
Design	Removable processor
Rated pressure	PN 16
Sensor mounting	Return sensor, integrated in the flow measuring section
Sensing type	Pt1000, Ø 5.0 mm, length 45 mm
Temperature sensor cable length	1.5 m
Threshold value for:	
• Acquisition of heating	0.2 K.
• Acquisition of cooling energy	0.2 K.
Due date	31.12
Display	kWh

### RF heat meter

Options	Order number	Type
0.6 m <sup>3</sup> /h, mounting length 110 mm, connecting thread G ¾"	S55561-F260	WFM681-G000H0
1.5 m <sup>3</sup> /h, mounting length 110 mm, connecting thread G ¾"	S55561-F261	WFM682-G000H0
2.5 m <sup>3</sup> /h, mounting length 130 mm, connecting thread G 1"	S55561-F262	WFM683-L000H0

## RF heating/cooling energy meter

Options	Order number	Type
0.6 m³/h, mounting length 110 mm, connecting thread G ¾"	S55561-F263	WFN681-G000H0
1.5 m³/h, mounting length 110 mm, connecting thread G ¾"	S55561-F264	WFN682-G000H0
2.5 m³/h, mounting length 130 mm, connecting thread G 1"	S55561-F265	WFN683-L000H0

### Ordering

When ordering, please provide the quantity, description, type, and stock no.

Type	Order number	Designation
WFx6..	See Type summary	RF impeller heat and heat/cooling energy meter

### Scope of delivery

The meters come complete with operating and installation instructions in different languages as well as all required mounting materials (gaskets, seals, etc.).

### Languages

The Installation Instructions are supplied in the following languages:

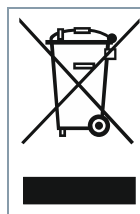
Bulgarian, German, English, Finnish, French, Greek, Italian, Croatian, Lithuanian, Dutch, Norwegian, Polish, Romanian, Slovakian, Slovenian, Spanish, Czech, Turkish, and Hungarian.

## Notes

### Maintenance

The actuators are maintenance-free. Comply with all national calibration regulations.

### Disposal



This symbol or any other national label indicate that the product, its packaging, and, where applicable, any batteries may not be disposed of as domestic waste. Delete all personal data and dispose of the item(s) at separate collection and recycling facilities in accordance with local and national legislation.  
See [Siemens disposal information](#) for additional information.

## Warranty

Technical data on specific applications are valid only together with Siemens products listed in this data sheet. Siemens rejects any and all warranties in the event that third-party products are used.

<b>Power supply</b>	
Battery type - Meters - Add-on module	Lithium battery CR AA (cannot be replaced) Lithium battery CR 2/3AA (cannot be replaced)
Number of batteries	1 pc.
Battery voltage	3.0 V
Battery life	Measuring cycle every 36 s: Up to 10 years with reserve <sup>2</sup>

<sup>2</sup> Battery life up to 10 years as of commissioning when stored less than one year prior to commissioning. Actual battery life depending on operating state and external factors.

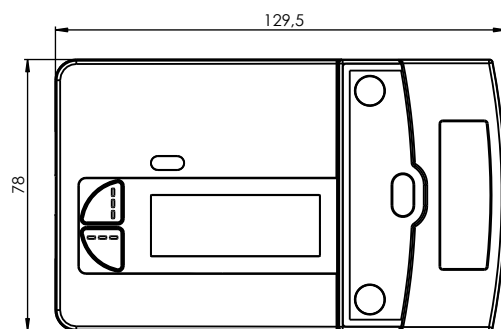
<b>Weight</b>	
0.6 m <sup>3</sup> /h	0.944 kg
1.5 m <sup>3</sup> /h	0.944 kg
2.5 m <sup>3</sup> /h	1.169 kg

<b>Standards, directives and approvals</b>	
EU conformity (CE)	See EU declaration of conformance *)

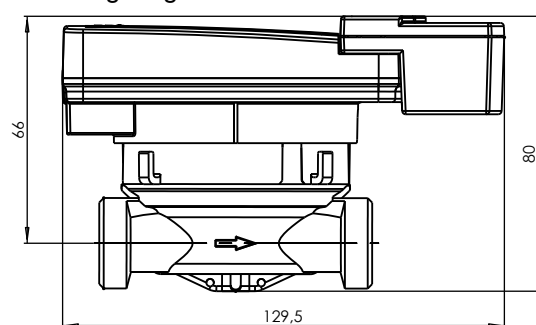
\*) Documents can be downloaded at <http://siemens.com/bt/download>.

## Screwed-type water meter

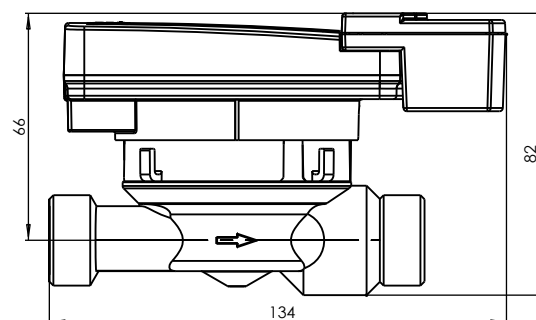
Dimensions in mm



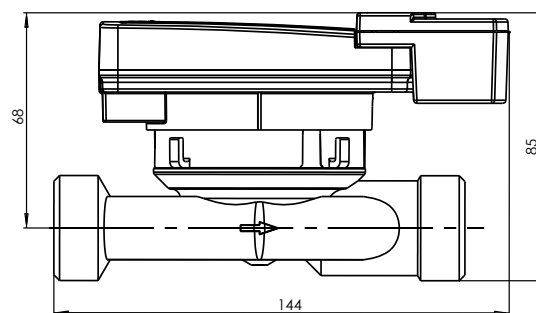
Mounting length 80 mm



Mounting length 110 mm



Mounting length 130 mm



Issued by  
Siemens Switzerland Ltd  
Smart Infrastructure  
Global Headquarters  
Theilerstrasse 1a  
CH-6300 Zug  
+41 58 724 2424  
[www.siemens.com/buildingtechnologies](http://www.siemens.com/buildingtechnologies)

© Siemens Switzerland Ltd, 2017  
Technical specifications and availability subject to change without notice.

---

Document ID    A6V11259309\_en--\_b  
Edition        2022-11-28