



IRA211

Base

Infrared remote control

IRA211

for fan coil unit thermostats with infrared receiver

Use

For remote control of fan coil unit thermostats.

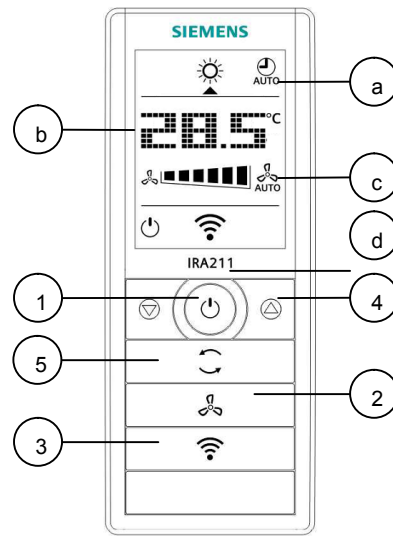
Designed for use with the following types of room thermostat:

- RDF110.../IR
- RDF210.../IR
- RDF310.21
- RDF410.21
- RDE410
- RDG1...T

Functions

- Selection of operating mode: Comfort, Auto Timer or Protection
- Adjustment of room temperature setpoint in Comfort mode
- Selection of fan mode: Automatic or manual fan speed
- Room temperature setpoint in °C or °F (selectable)

The IRA211 is an infrared remote control for use with fan coil unit thermostats equipped with infrared receiver. Communication between remote control and room thermostat is unidirectional. The digital display shows the actual setting. Any changes made directly on the room thermostat will not be synchronized with the remote control.



Setting elements:

- 1 Protection mode button:
Switching on the fan coil unit or selecting Protection mode.
- 2 Fan operation button:
Selecting fan mode: Automatic or manual fan speed (low, medium, high).
- 3 Resend button:
Resending the current setting made on the IRA211.
- 4 Setpoint buttons:
Adjustment of setpoint in Comfort mode.
- 5 Operating mode button:
Selecting the operating mode: Comfort ☀ or Auto Timer ⌚. Auto Timer can only be used in connection with room thermostats with time program.

Display:


- a.) Operating mode:
⌚ Auto Timer mode
☀ Comfort mode
- b.) Room temperature setpoint: Can be displayed in °C or °F (refer to "Commissioning")
- c.) Fan status:

Fan 1 → Fan 2 → Fan 3 → Auto Fan → Fan 1
- d.) Whenever the up ⬆, down ⬇, fan ⌘ and ⌚ buttons are pressed respectively; the transmit symbol 📶 appears for about 2 seconds to indicate the change(s) being sent to the room thermostat.

Commissioning

Change from °C to °F

The unit of the room temperature setpoint can be changed from °C to °F, or vice versa, as follows:

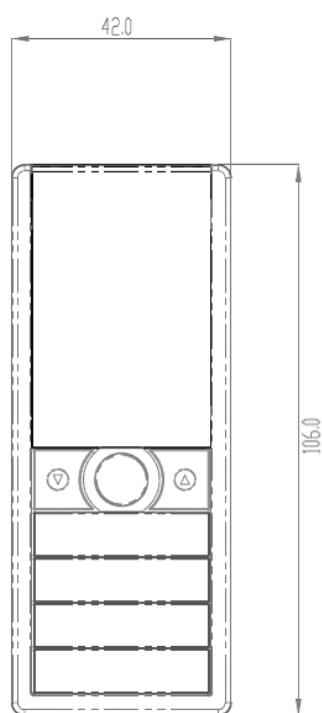
1. The default room temperature unit on the display is degrees Celsius (°C).
2. Press button  and, at the same time, insert the batteries, which makes the display change to degrees Fahrenheit (°F).

Technical data

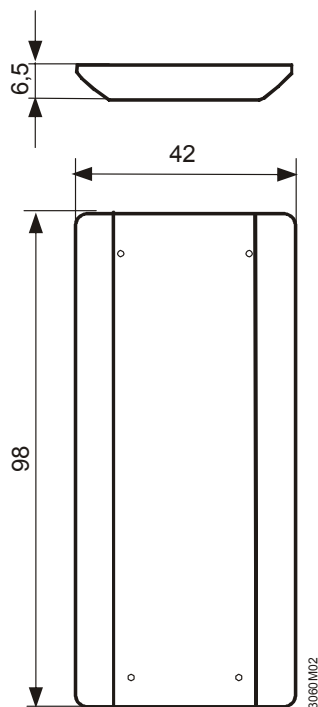
Power supply	Batteries	2 x 1.5 V; type AAA
	Battery life	1 year (alkaline batteries)
Operational data Environmental conditions	Operating distance (infrared transceiver)	
	Effective range	≤7.5 m
	Orientation angle	≤ ± 30°
	Operation	As per IEC 60721-3-3
	Climatic conditions	Class 3K5
	Temperature	0... 50 °C
	Humidity	<95% r.h.
	Transport	As per IEC 60721-3-2
	Climatic conditions	Class 2K3
	Temperature	–25... 60 °C
	Humidity	<95% r.h.
	Mechanical conditions	Class 2M2
	Storage	As per IEC 60721-3-1
	Climatic conditions	Class 1K3
	Temperature	–25... 60 °C
	Humidity	<95% r.h.
Norms and standards	EU Conformity (CE)	CE1T3060xx ^{*)}
	RCM Conformity	CE1T3060en_C1 ^{*)}
	Safety class	SELV (safety extra low-voltage)
	Degree of protection of housing	IP30 as per EN 60529
General	Weight	0.042 kg
	Color of housing front	Main body: RAL 9003 white Base: RAL 7035 grey

^{*)} The documents can be downloaded from <http://siemens.com/bt/download>.

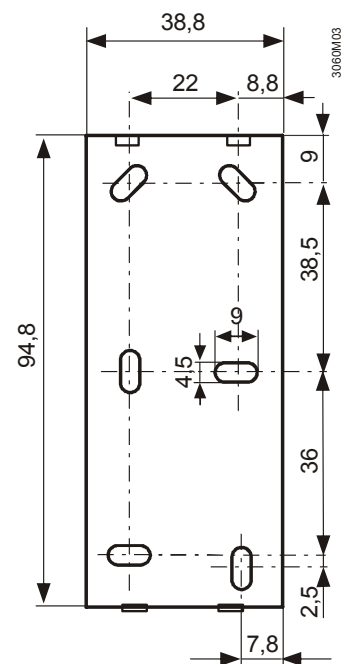
Dimensions



Unit



Base



Mounting plate

Issued by
Siemens Switzerland Ltd.
Building Technologies Division
International Headquarters
Gubelstrasse 22
CH-6300 Zug
Tel. +41 58-724 24 24
www.siemens.com/buildingtechnologies

4/4

© Siemens Switzerland Ltd, 2009 - 2017
Technical specifications and availability subject to change without notice.